

Primary human papillomavirus (pHPV) Electronic Results Guidance

You will now have gone live with primary human papillomavirus (pHPV) screening within your area and your samples are now being screened by The Royal Wolverhampton NHS Trust (RWT) who won the bid for pHPV testing for the west midlands region. As part of the transition to the new way of working you will start to receive your results electronically; you will still continue to get the paper results as we roll out the service but this will eventually stop once the service is fully implemented.

The purpose of this guidance is to support staff in healthcare organisations that are responsible or involved in accessing or reporting on pHPV screening results.

The guide is sectioned into two parts

- 1. Business Guidance - Interpreting Results**
- 2. Technical Guidance – How do I access my results**

Useful Links

- <https://www.gov.uk/government/publications/cervical-screening-primary-hpv-screening-implementation>
- <https://www.gov.uk/government/publications/cervical-screening-primary-hpv-screening-implementation/cervical-screening-implementation-guide-for-primary-hpv-screening>
- NHSCSP on-line training resources relating to HPV primary screening can be accessed via the following links: <https://www.gov.uk/guidance/cervical-screening-education-and-training>

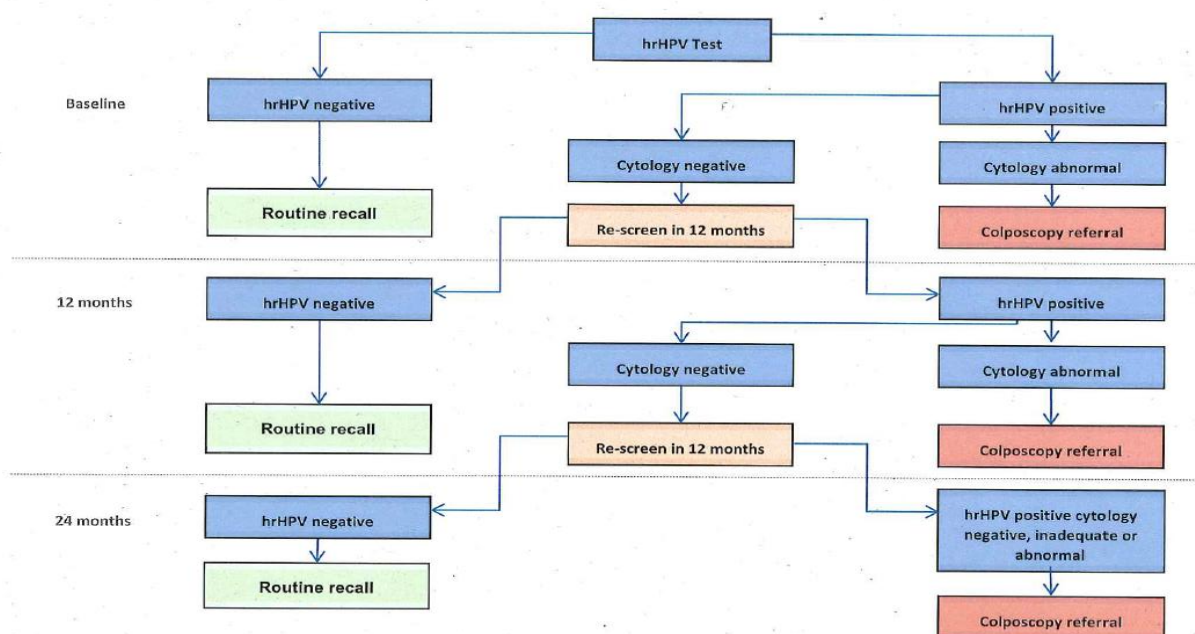
1. Business Guidance

pHPV screening is a new way of looking at cervical screening (smear) samples, where the check for HPV is the first test carried out. Evidence shows doing it this way will cut the number of cervical cancers compared to the current method of looking at cervical cells first in a laboratory (cytology).

1.1 Cervical Screening Pathway

Implementation guide: primary HPV screening

Appendix 1: cervical screening protocol



Notes:

1. Inadequate test at any screening episode in the pathway will be repeated in 3 months. Two inadequate tests in a row will lead to a colposcopy referral.
2. Women requiring a follow up for treatment for CIN will be given a 3 year recall if HR-HPV-ve and will be referred to colposcopy if HR-HPV+ve/any grade of cytology.
3. Women requiring a follow up for CGIN or SMILE (complete excision margin) will follow the protocol for CGIN at the next two steps as detailed in the HPV Primary Screening Colposcopy Management Recommendations Algorithm.
4. Women in follow up for cervical cancer (who still have cervix) and CGIN/SMILE (without complete excision margins) on the site will be given an annual HPV testing (instead of cytology) for 10 years.

Correct as of October 2019

1.2 Results Interpretation

Samples taken from 16th September 2019 onwards are being processed as HPV primary tests. Please note however until the end of 2019 you may also receive reports for samples taken prior to this date which are being processed as cytology primary tests with HPV triage or Test of cure as appropriate.

HPV primary screening reports comprise the following information:

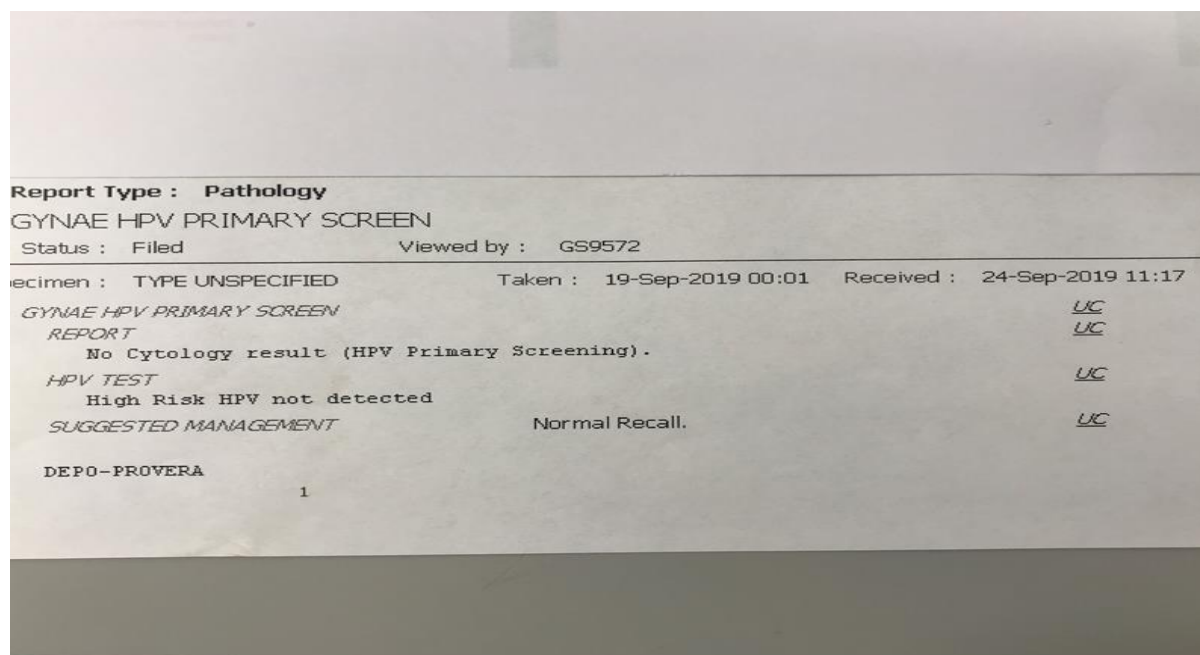
Report: The cytology result (if one is produced) will be stated here (eg: Low grade dyskaryosis).

Otherwise (for the vast majority of samples) it will be stated 'No cytology result' (HPV primary screening).

HPV test: The HPV result will be here: High risk HPV detected / HPV not detected / HPV result Unavailable

**Suggested Management: Normal recall / repeat in 'xx' months/
refer to colposcopy.**

This electronic result version accessed via your practice results database will look something like this (patient details removed for confidentiality purposes):



The printed report will look like this: (dummy patient example for confidentiality purposes)



Royal

Department: Cellular Pathology

Surname:	DUMMY TEST	Patient Address:	Clinician:	D.P. BROWN (GP)
Forename:	X0A		Location:	HILLVIEW MEDICAL CENTRE (B97)
DOB:	01/01/1980			60 BROMSGROVE ROAD
Sex:	F			REDDITCH
Hospital ID:			Location:	M81041
NHS Number:			Sample Taker:	00D0251E
Lab Number:	19G00001042			

Report	No Cytology result (HPV Primary Screening).
HPV Test	High Risk HPV not detected
Suggested Management	Normal Recall.
Quality	No NHS number given, please provide for all tests.
PCT Code	X0A

1.3 pHPV result codes & combinations:

Result codes for samples taken by trained sample takers:

HPV primary screening result codes for all samples taken by trained sample takers (please see later pages for additional information relating to trainee/novice sample takers) comprises 3 elements; the cytology result code, hrHPV result code & the action code – these are listed below:

Cytology result codes

- X No cytology result
- 0 ?glandular neoplasia (non-cervical)
- 1 inadequate
- 2 negative
- 3 low grade dyskaryosis
- 4 high grade dyskaryosis (severe)
- 5 high grade dyskaryosis ?invasive squamous carcinoma
- 6 ?glandular neoplasia of endocervical type
- 7 high grade dyskaryosis (moderate)
- 8 borderline change in squamous cells
- 9 borderline change in endocervical cells

hrHPV result codes

- 0 (zero) HPV negative
- 9 (nine) HPV positive
- U HPV result unavailable
- Q no HPV test carried out due to recent HPV positive result (pilot use only – code now retired, featured here in case noted in patient's history)

Action codes

- A routine recall
- R early repeat in 3, 12 or 36 months
- S suspend from recall

The majority of samples will generate the following result code:

X0A = no cytology result (**X**); hrHPV not detected (**0**); routine recall (**A**)

Other examples are:

29R12 = cytology result negative (**2**); hrHPV detected (**9**); early repeat in 12 months (**R12**)

39S = cytology result low grade dyskaryosis (**3**); hrHPV detected (**9**); suspend from recall (**S**)

Primary Human Papillomavirus (pHPV) & Cytology Screening Services for West Midlands

Code combination	Results/action	Default recall interval (months)	Allowable recall interval (if provided)
X0A	No cytology result, HPV negative, routine recall	36/60	none
X0R	No cytology result, HPV negative, early recall – 12 or 36 months	36	12
X0S	No cytology result, HPV negative, refer colposcopy	12 (failsafe)	none
XUR	No cytology result, HPV not available, early recall – 3 months	3	none
XUS	No cytology result, HPV not available, refer colposcopy	12 (failsafe)	none
X9S	No cytology result, HPV positive, refer colposcopy	12 (failsafe)	none
19R	Inadequate cytology, HPV positive, early recall – 3 months	3	none
19S	Inadequate cytology, HPV positive, refer colposcopy	12 (failsafe)	none
39S	Low grade dyskaryosis, HPV positive, refer for colposcopy	12 (failsafe)	none
49S	High-grade dyskaryosis (severe), HPV positive, refer colposcopy	12 (failsafe)	none
59S	High-grade dyskaryosis ?invasive squamous carcinoma, HPV positive, refer colposcopy	12 (failsafe)	none
69S	?Glandular neoplasia of endocervical type, HPV positive, refer colposcopy	12 (failsafe)	none
79S	High-grade dyskaryosis (moderate), HPV positive, refer colposcopy	12 (failsafe)	none
89S	Borderline squamous, HPV positive, refer colposcopy	12 (failsafe)	none
99S	Borderline endocervical, HPV positive, refer colposcopy	12 (failsafe)	none
09R	?Glandular neoplasia (non-cervical), HPV positive, early recall – 12 or 36 months	12	36
29R	Normal cytology, HPV positive, early recall – 12 or 36 months	12	36
09S	?Glandular neoplasia (non-cervical), HPV positive, refer colposcopy	12 (failsafe)	none
29S	Normal cytology, HPV positive, refer colposcopy	12 (failsafe)	none

Additional result code combinations for trainee (novice) sample takers:

As a cytology preparation has to be made even in the event of a negative result for the hrHPV element (0) in order to assess sample taking for trainees these results use the Triage & test of cure reporting codes for the three elements of the result as follows (right hand column of table):

Codes for recording screening results for novice sample takers

Cytology result code	hrHPV result code	Action code	HPV PS flag*	Code combination to be used
0	0	A	N	GOA
0	0	R	N	GOR
0	0	S	N	GOS
1	0	A	Y	XOA**
1	0	R	Y	XOR**
1	0	S	Y	XOS**
2	0	A	N	NOA
2	0	R	N	NOR
2	0	S	N	NOS
3	0	A	N	MOA
3	0	R	N	MOR
3	0	S	N	MOS
4	0	S	N	4OS
5	0	S	N	5OS
6	0	S	N	6OS
7	0	S	N	7OS
8	0	A	N	BOA
8	0	R	N	BOR
8	0	S	N	BOS
9	0	A	N	EOA
9	0	R	N	EOR
9	0	S	N	EOS

** For codes XOA, XOR and XOS, the inadequate cytology result is disregarded for the purposes of recall.

Summary explanation of numerical cytology result codes listed above

Cytology result codes

- X No cytology result
- 0 ?glandular neoplasia (non-cervical)
- 1 inadequate
- 2 negative
- 3 low grade dyskaryosis
- 4 high grade dyskaryosis (severe)
- 5 high grade dyskaryosis ?invasive squamous carcinoma
- 6 ?glandular neoplasia of endocervical type
- 7 high grade dyskaryosis (moderate)
- 8 borderline change in squamous cells
- 9 borderline change in endocervical cells

2. Technical Guidance

Depending on what your local GP system is will determine how you access the results and reports, below is a simple guidance if you are using EMIS and TPP SystemOne.

2.1 Accessing Results via EMIS system


The results are now titled '**GYNAE-HPV PRIMARY SCREEN**' and held under the **reporting** section

They are visible in Lab Link, Open Exeter or Docman under the '**Pathology**' Tab

The screenshot shows a web-based pathology report interface. At the top, there is a toolbar with icons for 'Mark As Viewed', 'Add Task', 'Comments', 'Show Codes', and 'Print'. Below this is a patient information header with fields for 'Born', 'Gender' (Female), and 'EMIS No.' (504856). The main report content is titled 'Report Type : Pathology' and 'GYNAE HPV PRIMARY SCREEN'. It includes a 'Status : Filed' and 'Viewed by : SJH974'. The specimen information is 'Specimen : TYPE UNSPECIFIED', 'Taken : 13-Sep-2019 00:01', and 'Received : 17-Sep-2019 12:09'. The report text is as follows: 'GYNAE HPV PRIMARY SCREEN (SJH974) - Normal - No Action' with a 'UC' link; 'REPORT' with a 'UC' link; 'No Cytology result (HPV Primary Screening).'; 'HPV TEST' with a 'UC' link; 'High Risk HPV not detected'; and 'SUGGESTED MANAGEMENT' with 'Normal Recall.' and a 'UC' link. At the bottom, it shows 'EMIS Report Id : 1270338', 'LAB Report Id : 87865', 'Issued : 17-Sep-2019 17:30', and 'Received : 18-Sep-2019 15:36'. A 'Close' button is located at the bottom right of the window.

2.2 Accessing Results via TPP SystemOne

The toolbar below will appear in your SystemOne session



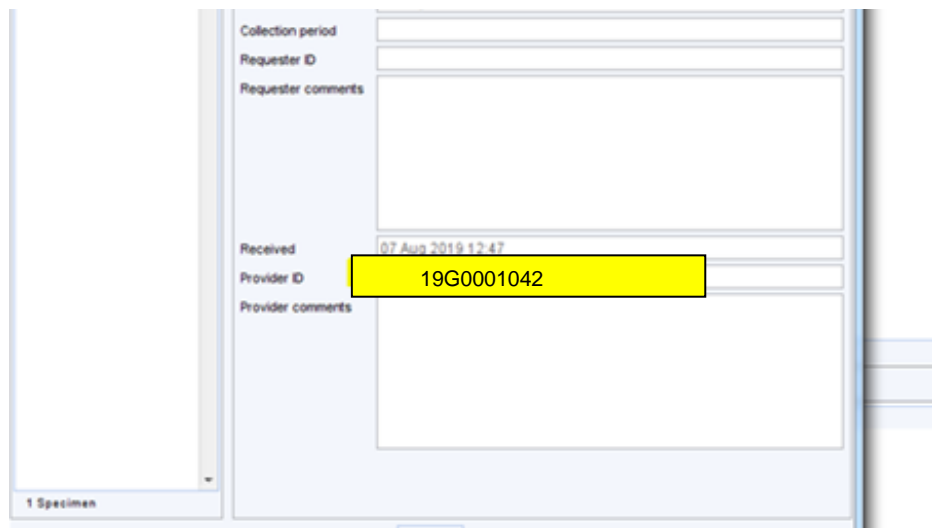
Select the figure circled (as shown above) this will take you to the pathology inbox and will display all results across the organisation. The HPV results are found within this screen.

The result will indicate that the user must refer to the clinical correspondence received to view the result. This can be accessed via the **patients record > communications & letters**.

The provider ID is the specimen number which is represented by the year code, month code, and the specimen number. For example:

Year code: 19 = 2019,
Department code G = Gyne
Specimen number = 0001042

e.g. 19G0001042

A screenshot of a SystemOne form. The form has several fields: 'Collection period', 'Requester ID', 'Requester comments', 'Received' (with a date and time '07 Aug 2019 12:47'), 'Provider ID' (with the value '19G0001042' highlighted in yellow), and 'Provider comments'. A '1 Specimen' indicator is visible in the bottom left corner.

Need further help?

- Should you have any general queries relating to the pHPV screening programme or pathway please email rwt-tr.HPVScreening@nhs.net
 - For any technical queries relating to accessing results or your IT configuration please email ict-hpv@nhs.net. The HPV issues form should be used to raise any technical issues/queries (Appendix 1)

Appendix 1 HPV Issue Form



The Royal Wolverhampton
NHS Trust

Issue Form pHPV & Cytology West Midlands

This form is to be used to raise issues relating to the e-Results for the HPV cytology screening and should be completed by the Practice Manager or Lead Practice Nurse. Please attach any screenshots to your query.

Please send completed forms to ict-hpv@nhs.net

M- CODE.....

Practice Manager.....

Post Code.....

Date Sample was taken.....

Indicate the type of system being used (Tick)

Systmone
Vision

EMIS

Indicate the site being used (Tick)

Main Site

Branch

Indicate the type of results that have been received if any (Tick)

Paper Results

E-Results

Neither

Any further issues/Comments

Safe & Effective | Kind & Caring | Exceeding Expectation